


FERRITE CHIP BEADS ARRAY



FEATURES

- ④ Compact SMT package offers higher density of circuits
- ④ High impedance with wide frequency range, provides excellent noise suppression
- ④ Monolithic design, minimizes disturbance from surrounding circuitry
- ④ Suitable for reflow or wave soldering
- ④ Operating Temperature: -40°C~+85°C

APPLICATIONS

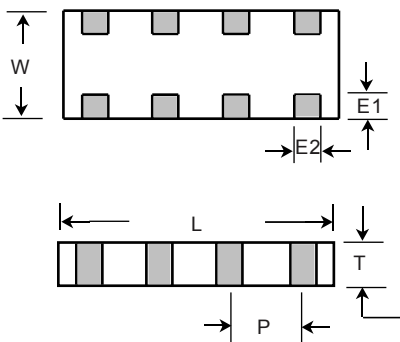
- ④ HDTV, computer I/O wire, peripheral wire of LCD, printers, facsimile and so on

ORDER CODE

$\frac{TCBA}{①}$ $\frac{321609}{②}$ $\frac{-4}{③}$ $\frac{U}{④}$ $\frac{600}{⑤}$ $\frac{T}{⑥}$

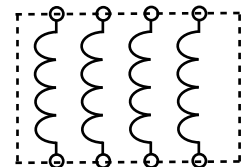
① Product Code		② (L × W × T) (mm) Dimensions		③ Circuits		④ Material Code	⑤ (Ω) Impedance		⑥ Packaging Style	
TCBA	Multilayer Chip Beads Array	321609	3.2 × 1.6 × 0.9	- 4	4 circuits	U	600 601	60 600	T B	Tape & Reel Bulk

Mechanical:



L	W	T
3.2 ± 0.2	1.6 ± 0.2	0.9 ± 0.1
E1	E2	P
0.35 ± 0.2	0.3 ± 0.2	0.8 ± 0.1

Dimensions:mm



FERRITE CHIP BEADS ARRAY

ELECTRICAL CHARACTERISTICS

TCBA3216

Part No.	Impedance(Ω) 100MHz	DCR (Ω)Max	Ir (mA)Max
TCBA321609-4U-310	31 \pm 25%	0.10	500
TCBA321609-4U-600	60 \pm 25%	0.15	500
TCBA321609-4U-800	80 \pm 25%	0.35	500
TCBA321609-4U-121	120 \pm 25%	0.35	500
TCBA321609-4U-151	150 \pm 25%	0.35	500
TCBA321609-4U-221	220 \pm 25%	0.45	300
TCBA321609-4U-301	300 \pm 25%	0.50	250
TCBA321609-4U-501	500 \pm 25%	0.70	200
TCBA321609-4U-601	600 \pm 25%	0.70	200
TCBA321609-4U-801	800 \pm 25%	0.70	100
TCBA321609-4U-102	1000 \pm 25%	0.80	50
TCBA321609-4U-122	1200 \pm 25%	0.90	50

FERRITE CHIP BEADS ARRAY (IMPEDANCE & FREQUENCY):

